




I'm not robot  reCAPTCHA

Continue

115949809000 32569080.227273 61338760.692308 19675544.155844 37296030.32 23917632.363636 7968746.3809524 18230100.65 45446966.153846 59361926.03125 53064082.47619



That which was from the
beginning, which we have
heard, which we have seen
with our eyes, which we have
looked upon, and our hands
have handled, concerning the
Word of life— the life was



If that's what you are going for, you might want to check out the book called Spencerian Penmanship. UdeMy is a great platform to learn almost anything online. It contains 55 short lectures on how to use writing utensils and how to write every single letter. The instructor will show you how to write a single letter after which you can practice yourself by tracing letters and eventually do it entirely by yourself. In total you can finish everything in under an hour. Dated and undated versions are available below. If you need some additional motivation, you might want to check out the #bulletjournal on Instagram or follow one of your favorite boards on neat handwriting on Pinterest. What is JetDo studying for school? But keep in mind that the required way of holding and using the pen for this style can be very counterintuitive, so prepare yourself for some challenges along the way. If you are more looking for a modern approach to handwriting than Improve Your Handwriting might be a good fit. Bright Color Set Phone Wallpaper Cool & Refined Color Set Phone Wallpaper Deep & Warm Color Set Phone Wallpaper Friendly Color Set Phone Wallpaper Mild & Fluorescent Color Set Phone Wallpaper To use these desktop wallpapers, click on the image to open it to its full size. Horizontal Weekly To-Do List Vertical Weekly To-Do List (Lined) Vertical Weekly To-Do List (Blank) Wallpapers Show off your love for stationery with these themed wallpapers! Each wallpaper features Zebra Midliner Double-Sided Highlighter color sets. You can also download a blank worksheet. Print it off on a calligraphy-friendly paper like 32# laserjet, and choose your favorite dip pen, nib, and ink. If you practice the Spencerian style you will definitely be able to make your handwriting neater over time. It's time to put that technology to slightly better use! If you have some short moment of free time in your day to day life, such as waiting in line or during your commute, then spending some time on this Cursive Word app might be a good idea. It focuses on identifying the weak spots in your writing and retraining the bad habits you might have developed over the years. As always Youtube is a true blessing here. Although many different kinds of pens can be used for handwriting and penmanship, the commonly preferred option is the fountain pen. Instructional Videos on WritingPenmanship is all about pen and paper. Hi-Tech-JetDo Rabbit JetDo You

can get your kids involved too! These coloring pages are designed for finger painting, so children can enjoy the tactile feeling of spreading paint on paper. You can pick between a Bright, Cool & Refined, Deep & Warm, Friendly, or Mild & Flourescent. The whole point of a worksheet is to provide you with mistake-friendly practice! If you grids don't look perfect, don't worry about it. **DOWNLOAD THE FREE WORKSHEET** How to Use This Free Calligraphy Worksheet Video Tutorial First, download the Calligraphy Spacing Cross Drills Worksheet for free by clicking here. The authors promote a way of writing that emphasizes ergonomics and legibility, while at the same time encouraging the reader to develop their own personal writing style.Useful Websites for Penmanship PracticeConsistent and daily practice is the most effective and important tool to improve your writing. Try your very best to ensure that each "o" is right below the one above it. They even have a section on handwriting for left-handed people, which is an often overlooked problem.Finally, you might enjoy some articles on our own website as well. If you have ideas for future freebies, let us know in the comments! Ad by Cynlopink Ad from shop Cynlopink Cynlopink From shop Cynlopink 5 out of 5 stars (413) Sale Price €7.21 €7.21 €7.26 Original Price €7.26 (20% off) No matter what your level of dip pen expertise is, calligraphy spacing can be a major challenge. The resources are categorized by medium so you can easily find what matches your learning style.There is no need to go through all of this material before getting started. Or you might want to check out there print style worksheets or cursive writing worksheetsAs always, Google can be your friend as well. Coloring Pages Video: Meet JetDo Video: JetDo Meets JetPens Break out your favorite art supplies and fill in these printable coloring pages featuring our mascot JetDo! You may even recognize some snapshots from our Meet JetDo videos! You can click on the video players above and get an introduction to this friendly Lumion. Many books teach one specific writing style or font so make sure to choose a book that matches the style you are looking for.If you are looking for a comprehensive take on learning and teaching handwriting, then the American Cursive Handwriting, Undated Monthly Calendar Undated Monthly Calendar Undated Monthly Calendar Undated Monthly Calendar Undated Monthly Calendar Undated Monthly Calendar Weekly To-Do Lists Plan out your week with JetDo using these to-do lists! You can pick between a horizontal version which includes plenty of blank space for notes and doodles, or a vertical style that you can use to plan your day by the hour. Instead, you rely on your visual judgment to achieve consistency. According to the course creator, improving your handwriting will also increase your confidence and success in business and school.Going through all 54 lectures will take you about 3.5 hours and you will get to learn the keys of legible handwriting, new handwriting habits and how to increase your confidence.Click Here to get this courseCalligraphy for Beginners: Creating Strong LinesThis class will teach you how to write calligraphy using a Pilot Parallel pen. Once the ink has dried, turn your page 90 degrees, then write a new line of "o"s that are perpendicular to the "o"s that you drew before. But you can practice as much as you want with the handwriting worksheets that are provided.Click Here to check out this courseImprove your Handwriting - Improve your life!f you want to know how to practice better handwriting and how it might influence your life, this is the course for you. You can trim the sheet to fit notebooks and notepads that are B5 or smaller. Each time you fill out this worksheet, you get better at calligraphy spacing! Again, you can download this free worksheet by clicking here. But when you are learning and working to improve your handwriting, seeing how professionals write can be very helpful. Please credit JetPens if you share the coloring pages and lettering worksheets on social media, and do not distribute any of the downloads on this page as your own work. All of the "o"s should line up with the "o"s above them. Don't forget to show us your masterpiece by tagging @jetpens on social media. There is a theory book and a copybook that you can buy as a package or separate. Simply type in the style and the word "worksheet" in google images and you will be supplied with an almost limitless supply of printable worksheets. These guide sheets work well with thin papers like Tomoe River to reduce show through, or with thicker papers to make the lines more visible. Print Sheet: Uppercase Letters (Stroke Order) Print Sheet: Uppercase Letters (Stroke Order) Print Sheet: Lowercase Letters (Stroke Order) Print Sheet: Lowercase Letters Print Sheet: Blank More Information How to Improve Your Handwriting Video: How to Improve Your Printing Guide Sheets Pair these guide sheets with a blank notebook to transform it into your perfect lined or gridded notebook! The guide sheets can also be used with stationery paper so letters to penpals are neat and tidy. TPk has several themed calligraphy drills available that make practice simultaneously challenging and fun. These coloring pages, lettering worksheets, and more are free for personal use. Then, right click the image and "Set as Desktop Background." Bright Color Set Desktop Wallpaper Cool & Refined Color Set Desktop Wallpaper Deep & Warm Color Set Desktop Wallpaper Friendly Color Set Desktop Wallpaper Mild & Fluorescent Color Set Desktop Wallpaper Share With Us! We hope you enjoy these free downloads! You can find all of our social media handles by clicking on the icons below. Basically, you're going to "crisscross" your first sets of "o"s with new sets of "o"s. You can change your wallpaper by saving the image then going to your phone's settings. Instead of writing "A, A, A, B, B, B ..." ad nauseum, you're making strokes and loops that will translate to increased confidence, better pen control, and improvement in your calligraphy as a whole. To use the guide, simply place it beneath the page you are writing on. There are plenty of books out that that can give you a great start. If you find yourself generally having trouble with your calligraphy being "smooshed" together or too far apart, then I encourage you to give this worksheet a try. The course exists out of 33 short videos that can form a good start for beginners.Online Penmanship Courses And ClassesIf you want to attend some classes to improve your handwriting but don't have much spare time, you can always follow calligraphy classes online. We have selected 3 great courses you can take on Udemy at your own pace when every you want.1 Cursive Penmanship: Learn the art, improve your handwritingThis class focusses on cursive writing. The skills you will learn in this course will be useful not only for calligraphy but also for other areas such as illustration, design, typography and handwriting.In total there are 13 lectures that you can finish in around 1 hour.Click Here to sign up for this classMobile Applications for HandwritingComputers and smartphones might be the biggest reason why so many people have difficulty with their handwriting nowadays. Once you finish writing the first line, continue to write "o"s along the other horizontal lines in the left quadrant. There is something about neat handwriting that makes it aesthetic and pleasant to look at.Unfortunately, not all of us have the innate talent and luck to quickly pick up neat cursive handwriting while in primary school.But it's never too late! It is totally possible to improve your penmanship even at a later point in your life.Below is a collection of resources that might help improve your handwriting, ranging from simple handwriting worksheets for adults to elaborate books and course material. (I used iron gall ink and a Brause EF66 nib in an oblique pen.) How to Use This Free Calligraphy Worksheet. Written Tutorial First, begin by writing connected "o"s over the faint "o" outlines at the top left of the worksheet. It has been updated to include a much-needed tutorial video. The lectures will teach you proper pen angle and the right rhythm you will need for strong lines.The end goal of this course is to come up with a tattoo or ornamental design. Finger Painting: Butterfly Finger Painting: Rainbow More Information Print Worksheets Improve your handwriting with these worksheets! The practice sheets come in two versions for both uppercase and lowercase letters, with one that shows the stroke order for each letter. It really doesn't matter which letter(s) you choose to practice with — the point is to work on spacing. For example, Google images might give you the following results for blank handwriting worksheets or cursive handwriting worksheets.Another good resource is the iampeth.com website that offers a variety of lessons and videos on improving penmanship. This is a page from the Under the Sea Drills. Benefits of Using the Calligraphy Spacing Cross Drills Worksheet As I mentioned before, calligraphy letter spacing doesn't have a whole lot to do with math. Plenty of copybook sheets and handwriting worksheet with model lines and blank lines are included.The Spencerian writing style was popular in the mid-1800's and was characterized by its elegance and flair. It includes explanations on writing position, paper movement, how to use a fountain pen etc. The Youtube channel called The HEV Project also provides a short cursive writing course that comes with printable handwriting worksheets. Simply add the two drills packets that you want to your cart! (Coupon will only work once per customer.) BROWSE CALLIGRAPHY DRILLS Happy practicing! Warmly, This article was first posted in May of 2017. Even without following any handwriting courses for adults, you can get many of the benefits by practicing by yourself using some of the printable handwriting worksheets for adults you can easily find on the internet.For example, the site handwritingworksheets.com offers a wide variety of worksheets. Check out that fabulously embellished jellyfish! Through this Friday, May 20th, you can type the code DRILLBOGO in the "Apply Gift Card" field at checkout to buy a drills packet and get one for free. Each new "o" that you draw should be in the middle of a square of four "o"s. I hope that you enjoy it, and I'd love to see your results on Instagram (@thepostmansknock)! Get Your Drills On: BOGO! I love calligraphy drills because they keep practice sessions fresh. Your goal is to make a grid of connected letters. Meet JetDo: The Lumions Meet JetDo: The Portal JetDo Meets JetPens: Parachute! JetDo Meets JetPens: Supplies from JetPens! What will JetDo create today? It comes as loose leafs so you can place the book in a 3-hole binder and take out one page at a time during practice. We've also included an inverted version of each option. Although it targets an audience from grade 5 and up, it is by no means too easy or too simplistic to function as step by step guide on how to improve handwriting. Rather, it would be best to pick one and practice your handwriting as you go.Handwriting Course BooksBooks and the print medium is the most traditional and preferred medium by many. It's tough to maintain a consistent amount of space between letters! While block lettering allows you to mathematically space out letters evenly, you have to "eyeball it" with calligraphy. On this page, you'll find free downloads made by JetPens staff. Print the guide sheet on letter-sized paper using the "Fit to paper" scale option. A good place to start might be the tracing worksheets on D'Nealian handwriting. Don't be discouraged if your results aren't perfect. Continue drawing connected "o"s until the first quadrant of the worksheet looks like a grid! Fill out the rest of the worksheet quadrants the exact same way, but with different letters of your choice. If that intimidates you, don't despair! Today's printable — a calligraphy spacing cross drills worksheet — will really help you to hone your spacing skills. Of course, to get the most out of these applications you want to be using a phone stylus and hold it as a pen rather than using your finger.MotivationAlthough practice might make perfect, a good chunk of motivation is necessary to keep up the daily practice. That's the reason you are practicing: to improve. There are many excellent stand-alone videos addressing individual topic or problems you might faceThis playlist on Handwriting Lessons contains 8 different videos that go over the basics of handwriting such as fine motor movement and personalizing your handwriting. Guide Sheet: Lined (6 mm) Guide Sheet: Lined (7 mm) Guide Sheet: Graph (5 mm) Guide Sheet: Inverted Lined (6 mm) Guide Sheet: Inverted Lined (7 mm) Guide Sheet: Inverted Graph (5 mm) Monthly Calendars Write down appointments and events on these adorable calendars featuring our mascot JetDo! These Sunday-start calendars can be printed on letter-sized paper and colored in using your favorite art supplies.

Un libro è un insieme di fogli, stampati oppure manoscritti, delle stesse dimensioni, rilegati insieme in un certo ordine e racchiusi da una copertina.. Il libro è il veicolo più diffuso del sapere. L'insieme delle opere stampate, inclusi i libri, è detto letteratura.I libri sono pertanto opere letterarie.Nella biblioteconomia e scienza dell'informazione un libro è detto monografia, per ... An ebook (short for electronic book), also known as an e-book or eBook, is a book publication made available in digital form, consisting of text, images, or both, readable on the flat-panel display of computers or other electronic devices. Although sometimes defined as "an electronic version of a printed book", some e-books exist without a printed equivalent.

